

From Symptom Swapping to Sustainable Recovery

Melanie Smith, PhD, LMHC, CEDS-C
Clinical Director, CBT of Central & South Florida



CBT of Central & South Florida

ORLANDO • MIAMI • NEW YORK





Agenda

- Growth strategy
- Market analysis
- Financial overview
- Innovative solutions
- Future initiatives



Strategies for growth

Navigating the future



Current market analysis

- We have identified important key trends that demand our attention.
- Data reveals a steady increase in consumer demand for sustainable products, presenting an opportunity for our eco-friendly offerings.
- Our competitors are now focusing on digital marketing strategies, suggesting a shift in consumer behavior.
- Understanding these nuanced dynamics positions us to adapt and capitalize on emerging market preferences.

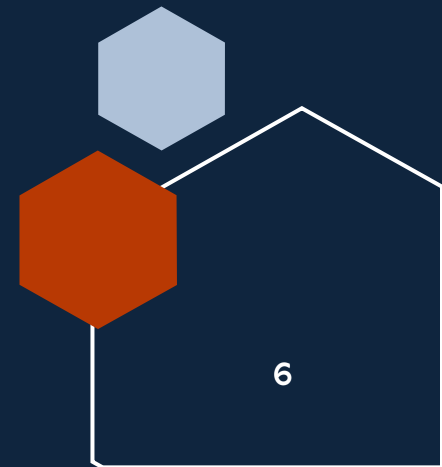
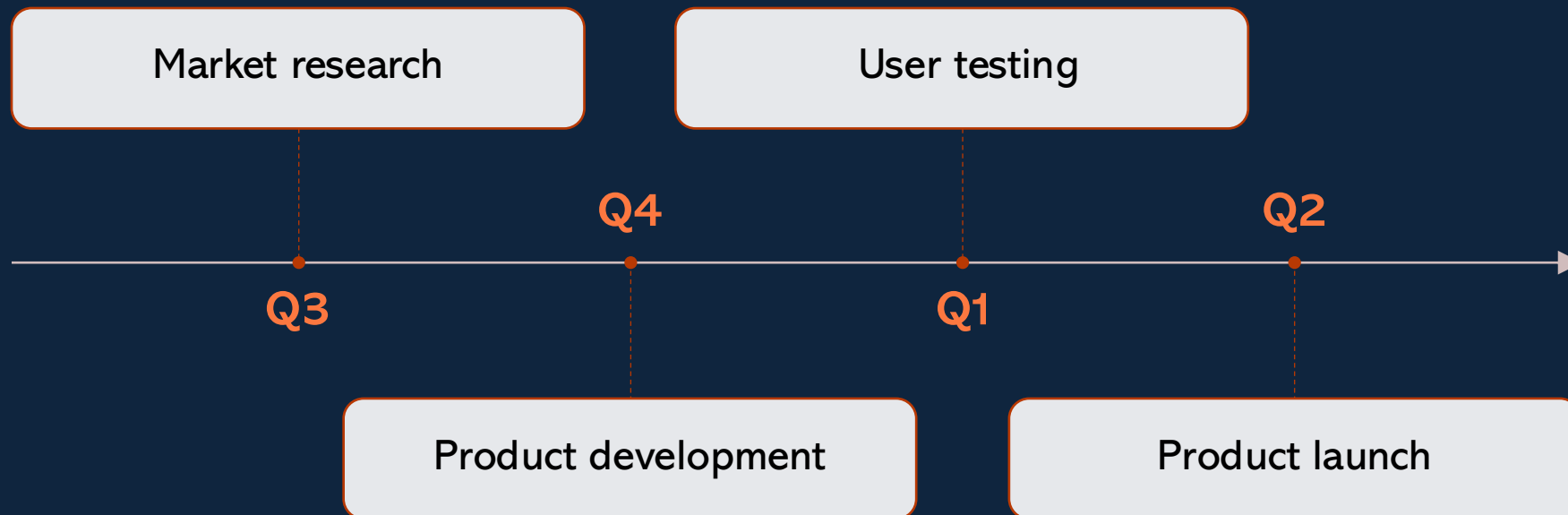
Unlocking new horizons

Market expansion



Product launch

- Currently gearing up for a ground-breaking launch
- Our new offerings will captivate the market
- Our marketing campaign will generate anticipation



Marketing strategies

- Implement personalized engagement strategies
- Tailor campaigns to resonate with specific demographics, fostering a sense of relevance and connection
- Collaborate with influencers and thought leaders to amplify our brand message




Financial overview

Our financial overview reflects a robust and resilient fiscal performance.

Key indicators show consistent revenue growth over the past quarter, attributed to strategic cost management and successful marketing.

Operating margins have improved, signaling operational efficiency, while strengthening our reserves.

This underscores our commitment to financial stability, positioning us for sustained growth.



Quarterly targets

- Market expansion
- Product innovation
- Customer retention
- Operational efficiency

Quarter	Revenue growth (%)	Market share increase (%)	Customer acquisition
Q1	12	2	500
Q2	15	3	600
Q3	18	4	700
Q4	20	5	800



Financial snapshot

Metric	Current value	Previous quarter	Change (%)
Revenue	\$2,500,000	\$2,200,000	+14%
Operating expenses	\$1,200,000	\$1,400,000	-14%
Net profit	\$1,000,000	\$800,000	+25%
Operating margin	40%	36%	+4%
Cash reserves	\$5,000,000	\$4,500,000	+11%



**Innovative
solutions**



Future initiatives

1. Product enhancement. Introduce regular updates and features to enhance product offerings.
2. Technology integration. Explore emerging technologies for potential integration into our operations.
3. Collaborative partnerships. Foster collaborations with tech innovators and industry leaders to drive innovation.

Green supply chain
Reduced carbon footprint
Waste reduction
Water conservation



Thank you

Mirjam Nilsson

mirjam@contoso.com

www.contoso.com